

Цифровые инструменты при управлении коммерческой недвижимостью

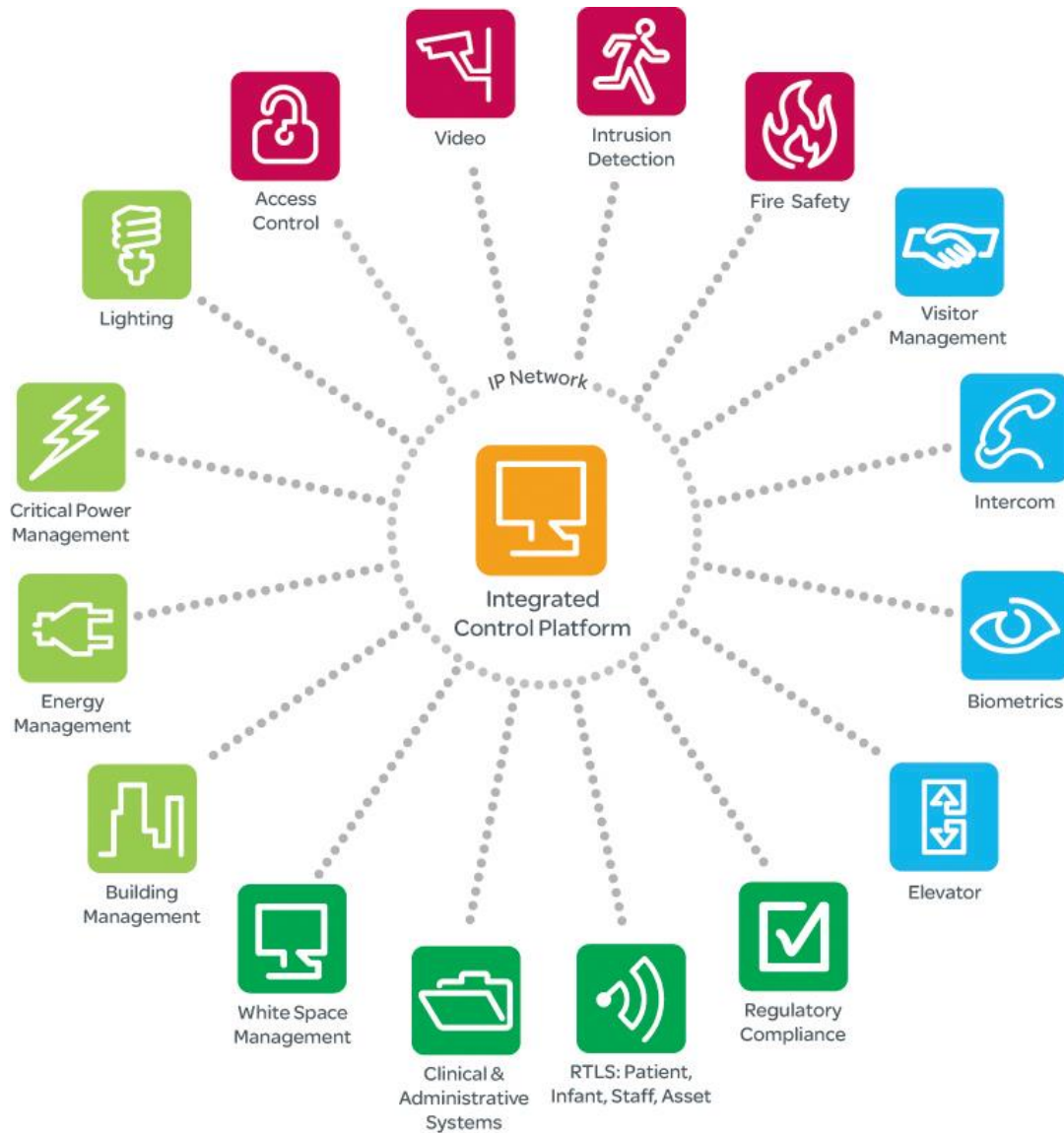
Fresh Marketing Meeting

Мария Котова



BMS, BIM, CRM и другие 3 буквы proptech

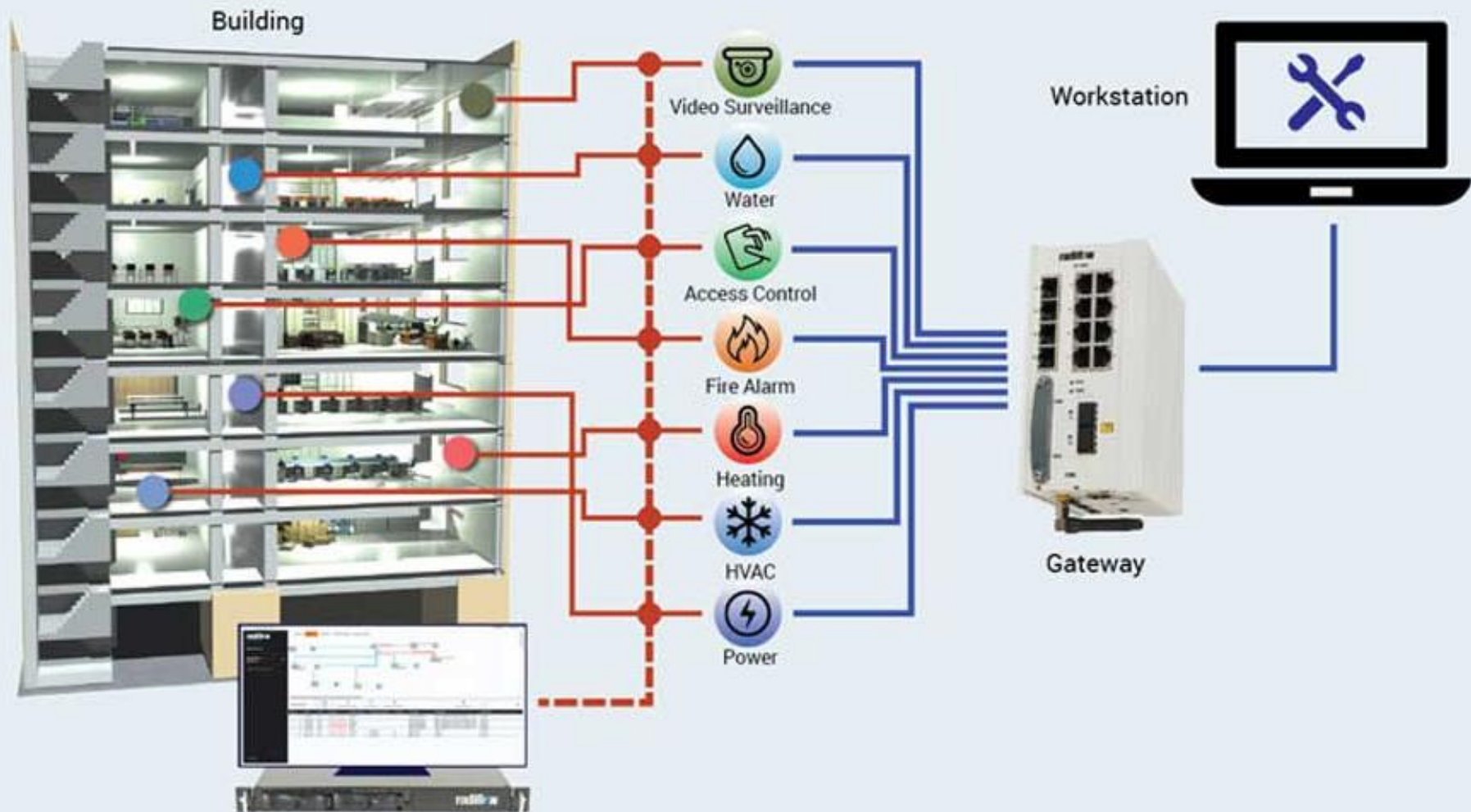
ROMANOV DVOR



11.06.2019

BMS, BIM, CRM
и другие 3 буквы proptech

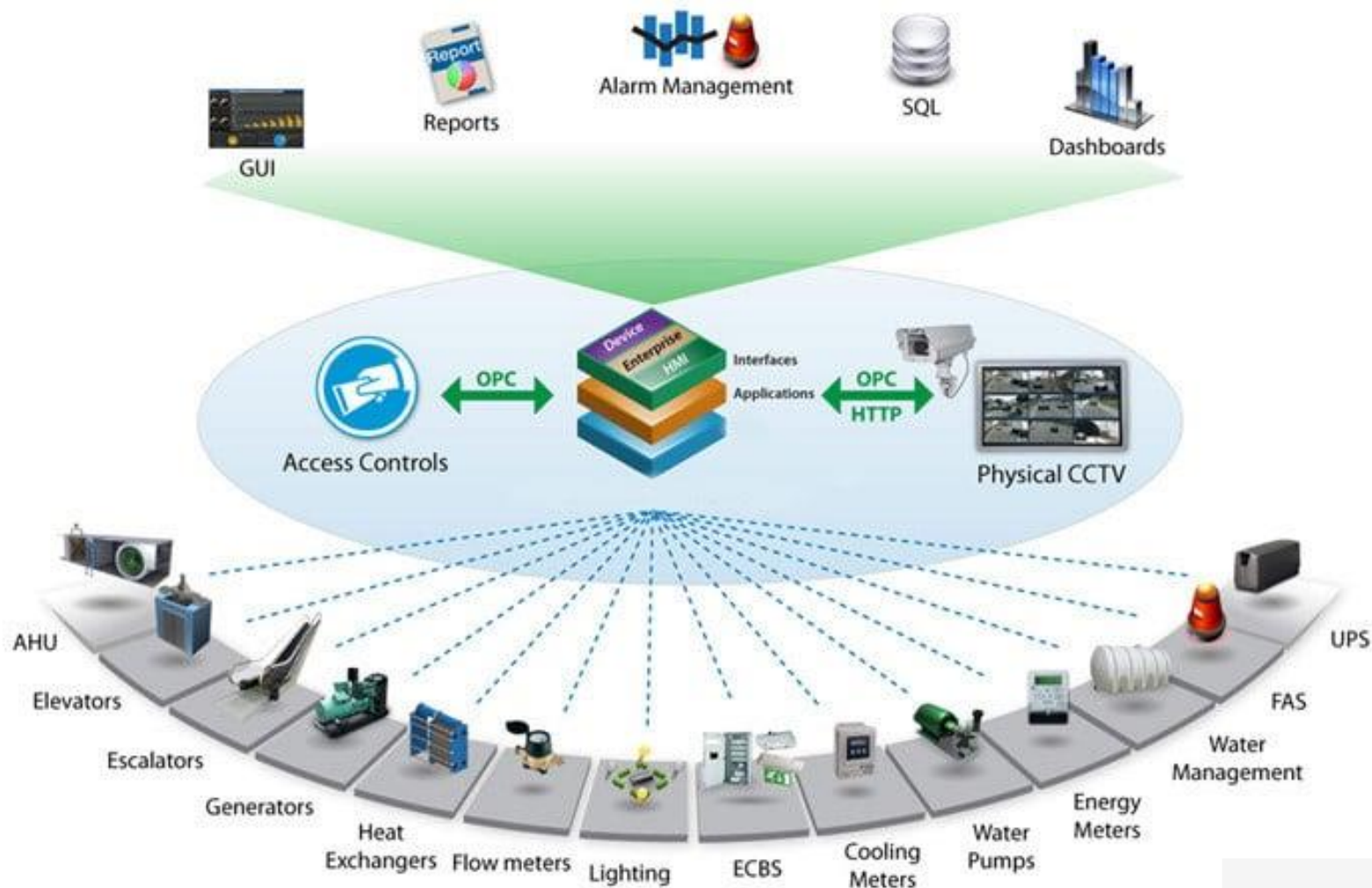
ROMANOV DVOR



11.06.2019

BMS, BIM, CRM и другие 3 буквы proptech

ROMANOV DVOR



BMS, BIM, CRM
и другие 3 буквы proptech

ROMANOV
DVOR



ACTi Building Management System

ACTi is a video-based application and service platform provider.

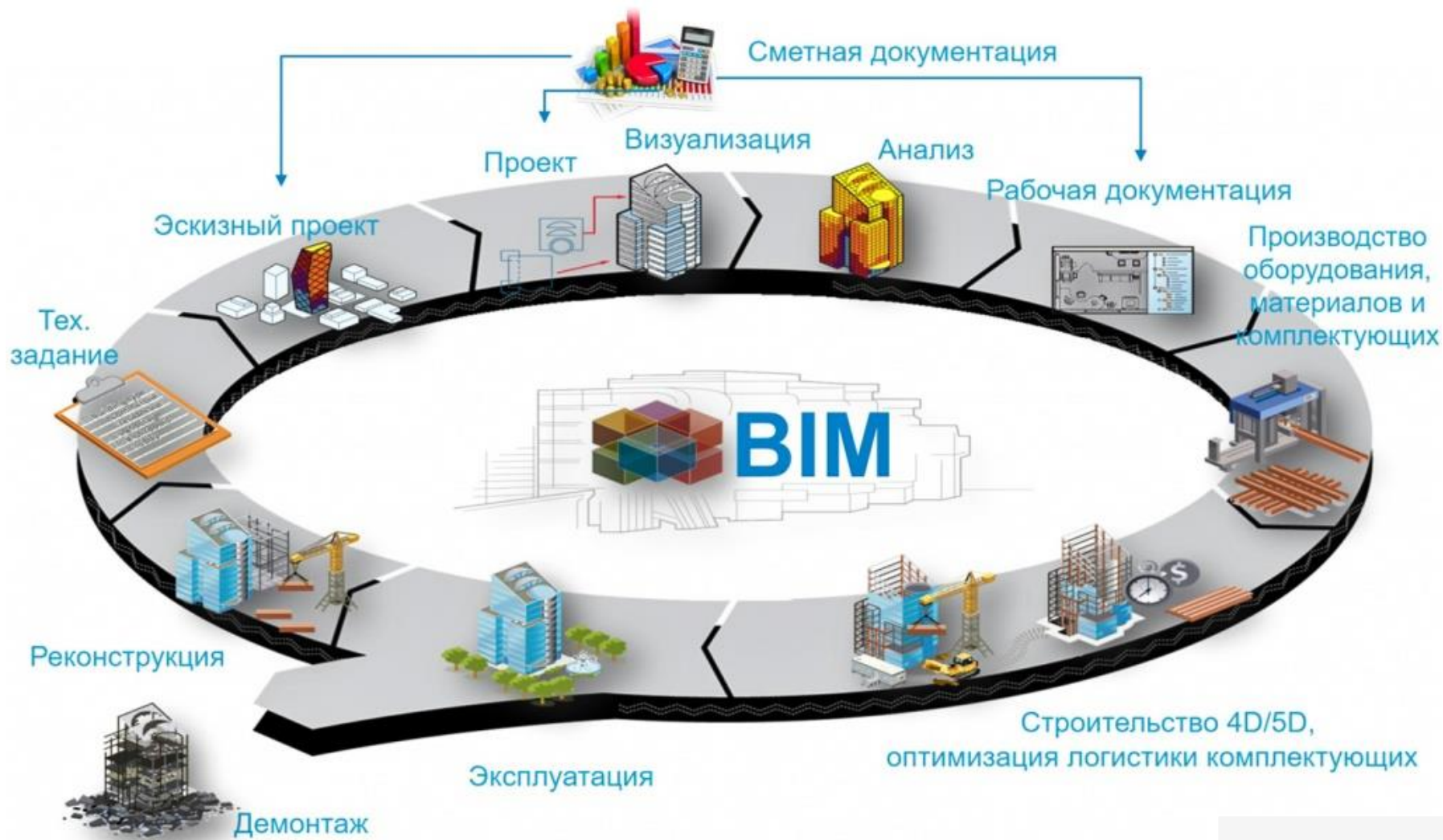
BMS, BIM, CRM и другие 3 буквы proptech

ROMANOV DVOR



BMS, BIM, CRM и другие 3 буквы proptech

ROMANOV DVOR



11.06.2019

BMS, BIM, CRM
и другие 3 буквы proptech

ROMANOV DVOR



geospatialworld.net

11.06.2019

AVICA
MANAGEMENT COMPANY

BMS, BIM, CRM и другие 3 буквы proptech

ROMANOV DVOR



Счётчики и датчики: все ли врут?

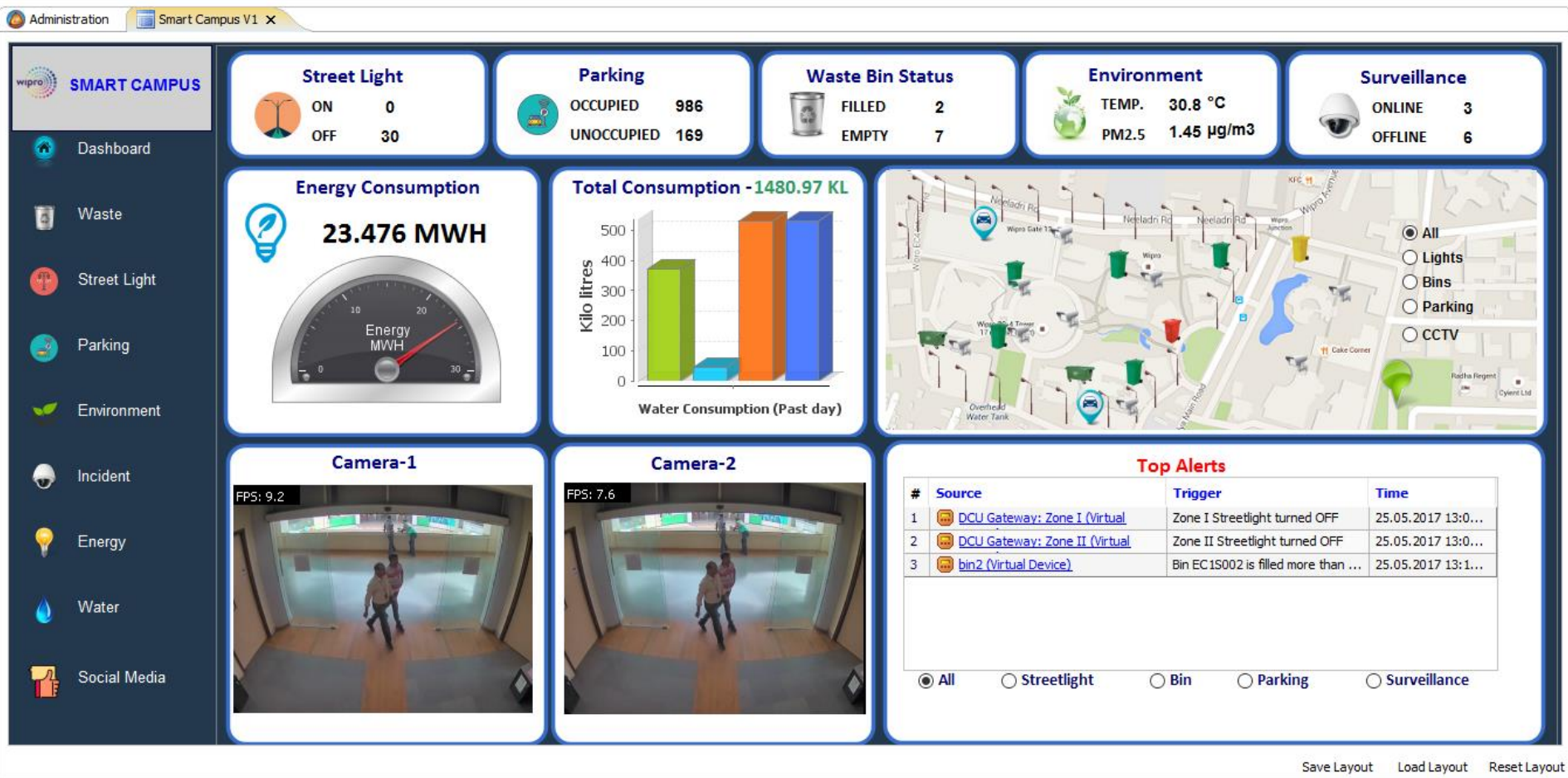
ROMANOV DVOR

The screenshot displays the Tableau Marketing workbooks interface. The top navigation bar includes the Tableau logo, site name 'Tableau Marketing', and user 'Ellie Fields'. The main content area shows a grid of workbooks:

- Daily Sales Dashboard:** A bar chart showing sales trends over time with values like \$1,684,750 and \$1,731,720.
- Flights and Delays:** A map of the United States showing flight delays by state, with a line chart for 'Average Delay'.
- HR-Succession-Planning:** A funnel chart showing the progression of candidates through hiring stages.
- Income Breakdown:** A treemap chart showing the distribution of income across different categories.
- Marketing:** A map of the District of Columbia with a scatter plot of data points.
- Market Statistics:** A map showing market penetration across different regions. A tooltip for this workbook provides details: Project: Demo, Sheets: 1 Sheet, Tags: none, Last Modified: Mar 14, 2013 1:40 PM, Publisher: Ellie Fields, Size: 150.1 KB, and a Download button.
- Product Costs:** A scatter plot showing the relationship between product costs and other variables.
- Real Estate Dashboard:** A map of Seattle with a line chart showing real estate trends.
- Sales Commission Model:** A horizontal bar chart showing commission structures for various sales roles.
- Sales Forecast:** A table showing sales forecasts for 2013, including a total sales value of \$15,600M and a 73% achievement rate.
- Workforce plan:** A grid chart showing workforce planning across different departments and time periods.


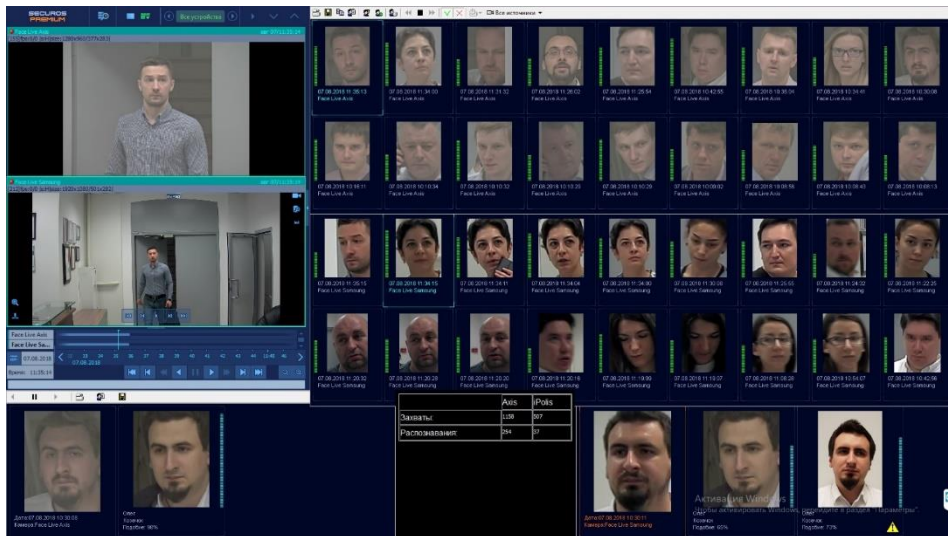
Счётчики и датчики: все ли врут?

ROMANOV DVOR




Распознавание лиц и походки на службе у служб

ROMANOV DVOR



3d гиды, роботы и «Алиса»:
вертуальный или человеческий ресурс.

ROMANOV DVOR



11.06.2019

AVICA
MANAGEMENT COMPANY

3d гиды, роботы и «Алиса»:
вертуальный или человеческий ресурс.

ROMANOV DVOR




11.06.2019

AVICA
MANAGEMENT COMPANY

Игры света и игры разума: от
энергосбережения к развлечениям

ROMANOV DVOR



11.06.2019

AVICA
MANAGEMENT COMPANY

Игры света и игры разума: от
энергосбережения к развлечениям

ROMANOV DVOR

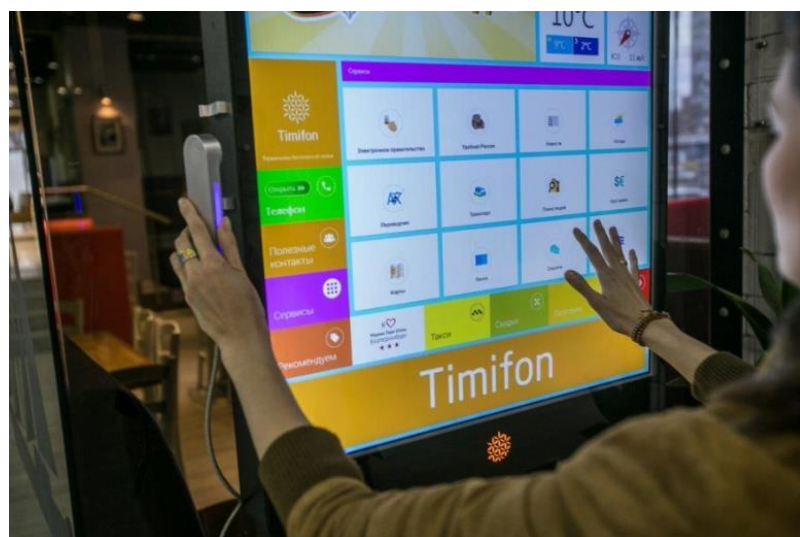


11.06.2019

AVICA
MANAGEMENT COMPANY

Дополненная реальность, 3D навигация или куда нам идти?

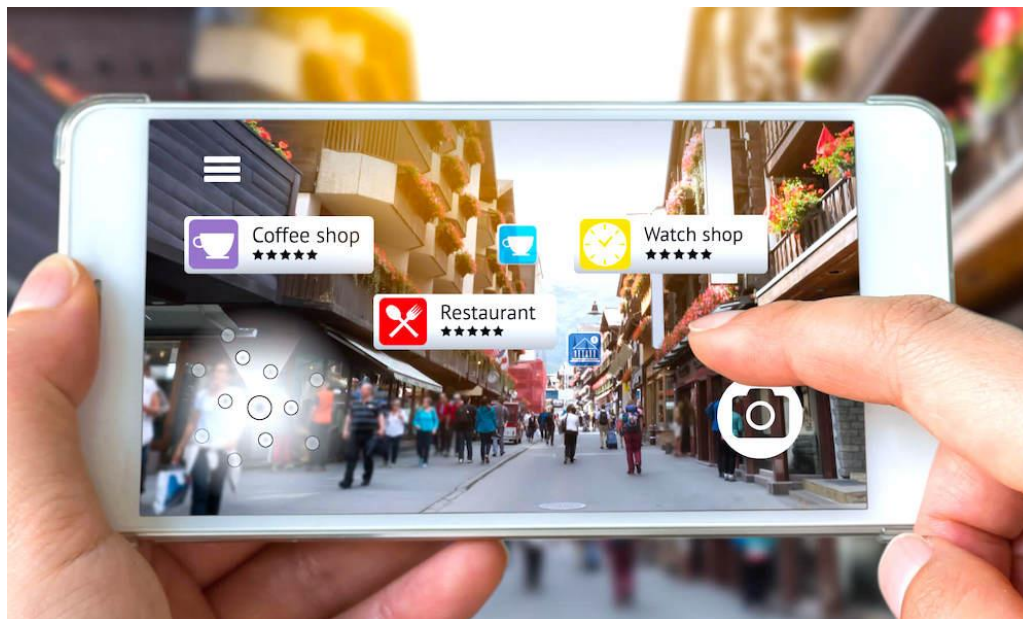
ROMANOV DVOR



11.06.2019

Дополненная реальность, 3D навигация или куда нам идти?

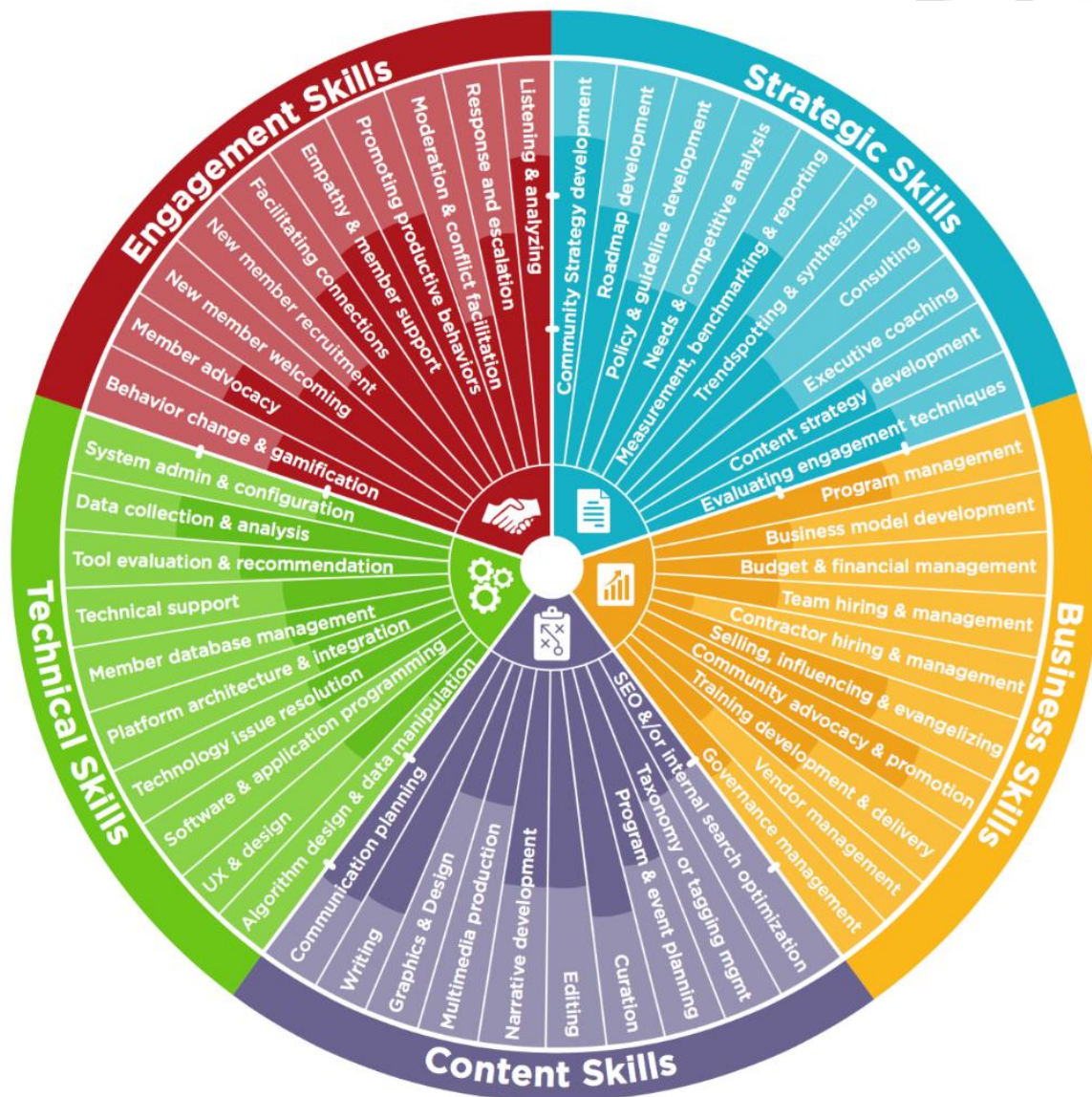
ROMANOV DVOR



11.06.2019

Community management или кому в бизнес-центре и как жить хорошо.

ROMANOV DVOR



11.06.2019

Community management или кому в бизнес-центре и как жить хорошо.

ROMANOV DVOR



11.06.2019

AVICA
MANAGEMENT COMPANY

ROMANOV DVOR

**Теперь вы тоже стали частью Romanov Dvor
Community, присоединяйтесь к нам
в социальных сетях**



romanovdvor



RomanovDvorOfficial



RomanovDvor

#RomanovDvor